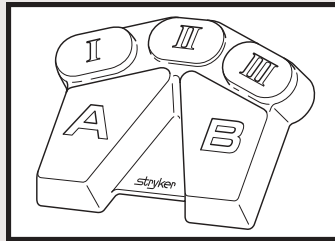




12/03
5100-8-700 Rev-D

TPS™

Footswitch REF 5100-8



stryker®
INSTRUMENTS

Stryker Instruments
4100 E. Milham
Kalamazoo, Michigan
(USA) 49001
269-323-7700
1-800-253-3210


European Authorized Rep:
RA/QA Manager
Stryker France
ZAC Satolas Green Pusignan
Av. de Satolas Green
69881 MEYZIEU Cedex
France


European Equivalent 5100-8-713 Rev-B
Japanese Equivalent 5100-8-721 Rev-B
N. European Equivalent 5100-8-732 Rev-A



IMPORTANT INFORMATION:
File in your maintenance records

For use with the Total Performance System.

 **WARNING:** Before using any TPS component, read and understand its instructions and review the important User/Patient Safety information provided in the TPS Console instruction booklet. Familiarization with the Total Performance System prior to use is important. If you have any questions, contact your Stryker Instruments representative or Stryker Customer Service at 1-800-253-3210.

 **WARNING:** Prior to use, inspect for damage. Do not use if damage is apparent.

Refer to your *TPS Cleaning, Maintenance, and Sterilization Recommendations* for instrument care information.

Important Information

Either the TPS Footswitch or Handswitch can be used to operate TPS handpieces. The TPS Footswitch eliminates the need for a circulating assistant to actuate the console and allows the surgeon to select system functions from within the sterile field.

The TPS Footswitch controls functions of the activated handpiece. Since both TPS and Endoscopy handpieces can be operated from this system, the footswitch has dual-function pads with functions unique to the activated handpiece.

Symbol Definition for Pedals and Pads		
	<u>Programmable</u>	<u>Factory Default</u>
A	*	Reverse
B	*	Forward
I	*	Irrigation (TPS) Oscillate (Endo)
II	*	Handpiece select
III	*	Attachment select (TPS) High/Low speed (Endo)

*When plugged into TPS Consoles with version 3.0 software or higher, the footswitch is user programmable. See your *TPS Console User's Guide* for details.





Footswitch Functions

PEDALS (factory default settings)

A

Reverse Depress pedal for variable speed (up to maximum selected on console). Handpiece operates in the counterclockwise direction.

B

Forward Depress pedal for variable speed (up to maximum selected on console). Handpiece operates in the clockwise direction.

PADS (factory default settings)

The activated handpiece (TPS or Endo) determines the operation of the pads.

I LEFT PAD

Irrigation (TPS Handpieces)

- Tap pad to enable handpiece irrigation for the activated TPS handpiece. Irrigation flows only while handpiece is running. Tap pad again to stop flow.
- Depress pad until console beeps twice. Irrigation flows immediately prior to handpiece operation and continues during handpiece operation. Tap pad again to stop flow.

Oscillate (Endo Handpieces)

Tap to allow forward or reverse pedals to operate Endo handpiece in the oscillate mode.

II CENTER PAD

Handpiece (Endo/TPS)

Tap pad to activate desired handpiece.

III RIGHT PAD

Attachment Select (TPS Handpieces)

Scrolls the console screen through a list of attachments. Stop when you reach the attachment that is assembled to the handpiece.

High/Low Speed (Endo Handpieces)

Toggles control between the high and low speed settings selected on the console.

High Speed: Handpiece operates up to high speed selected on console.

Low Speed: Handpiece operates up to low speed selected on console.





Troubleshooting

Problem Footswitch not indicated on console display.

Cause	Solution
Cable connector not fully seated in console	Make sure cable connector is fully seated.

Problem Footswitch will not operate handpiece.

Cause	Solution
Handpiece is not plugged into console	Make sure cable connector is fully seated.
Footswitch is damaged.	Return to Stryker for repair.*

*See *Instrument Repair/Loaner Program*. Outside the USA, contact your nearest Subsidiary.

Specifications

Model No.: 5100-8 Footswitch

Electrical: Input = 5VDC, 18mA
Output = 2.5VDC to 4.9VDC

IPX7 Protection against temporary immersion

Size: 11.7 in [297 mm] Wide
9.1 in [231 mm] Deep
1.9 in [48.2 mm] High

Weight: 5.6 lbs [2.6 kg]

Cord Length: 15 ft [457 cm]

 0197

