2/04
5400-034-700 Rev-C

CORE

Consolidated Operating Room Equipment

Micro Sagittal Saw

REF 5400-34

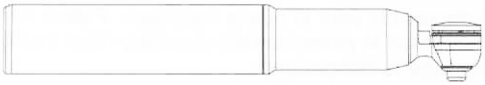

CE 0197

US Patents: 5,543,695
5,689,159
6,017,354
6,329,778
6,752,816
and other Patents Pending

stryker®
INSTRUMENTS
4100 E. Milham
Kalamazoo, Michigan
(USA) 49001
269-323-7700
1-800-253-3210

European Authorized Rep:
RA/QA Manager
Stryker France
ZAC Satolas Green Pusignan
Av. de Satolas Green
69881 MEYZIEU Cedex
France

Important Information

File in your maintenance records

Intended Use

The Micro Sagittal Saw is intended for use with the Consolidated Operating Room Equipment (CORE) System. When used with a variety of cutting accessories, the handpiece is intended for surgical procedures involving the cutting of bone and hard tissue. The saw may also be used with the Total Performance System (TPS).

User/Patient Safety*

⚠ WARNINGS:

- Before using this component or any component compatible with this system, read and understand the instructions supplied with each component. Pay special attention to the important User/Patient Safety information. Familiarization with the system components prior to use is important. Failure to comply may result in patient and/or operating room staff injury or damage to components.
- The surgeon performing any procedure is responsible for determining the appropriateness of this instrument and specific technique for each patient. Stryker, as a manufacturer, does not recommend surgical technique.
- Clean and sterilize handpieces and attachments before first and every use. See the *CORE Cleaning, Maintenance, and Sterilization Recommendations* for care instructions.
- Use only Stryker approved components and accessories unless otherwise specified. DO NOT modify any accessory to fit a handpiece. Contact your Stryker sales representative for a complete list of accessories. Failure to comply may result in patient and/or operating room staff injury.
- Prior to use, operate the components and inspect for damage. Do not use if damage is apparent.
- All cutting accessories are intended for single use only. Reuse significantly increases wear on the handpiece and attachment. Failure to comply may result in patient and/or operating room staff injury.

*For further information, contact your Stryker Instruments sales representative or Customer Service at 1-800-253-3210. Outside the USA, contact your nearest Stryker subsidiary.

Accessories

Description	REF
Blades	2296-3-xxx 2296-33-xxx 5400-3-xxx 5400-134-xxx

WARNINGS:

- DO NOT attempt to insert or remove any cutting accessory or attachment while the handpiece is operating. Failure to comply may result in operating room staff injury.
- DO NOT apply excessive pressure, such as bending or prying, with the blade. Excessive pressure may bend or fracture the blade and cause tissue damage and/or loss of tactile control. Failure to comply may result in patient and/or operating room staff injury.

1. Insert the blade into the blade mount retaining gap.

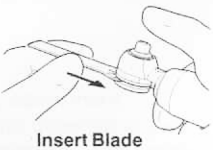

Insert Blade

2. Depress the button to allow the blade to fully enter the gap and seat against the post, then release the button.

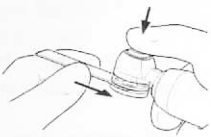

Seat Blade

3. Gently rotate the blade against the post until it snaps into the desired location. If necessary, depress the button again to rotate the blade to the desired location.

Snap Blade Into Place

4. To index the blade mount, pull out and slightly rotate the mount until it snaps (recesses) into the desired location. The blade mount will index in 45-degree increments or eight possible locations.

Index Blade Mount

WARNINGS:

- Before operating the handpiece, gently tug the blade to verify it is secure. Failure to comply may result in patient and/or operating room staff injury.
- Before operating the handpiece, gently rotate the blade mount to verify it is seated properly (should not rotate, fully recessed). Failure to comply may result in excessive handpiece vibration/noise and patient and/or operating room staff injury.

Troubleshooting Guidelines*

PROBLEM	CAUSE	SOLUTION
Console fails to recognize handpiece or displays handpiece error message.	Console software is not compatible with handpiece.	Obtain console upgrade information.*
Blade is not fully engaged in blade mount.	Blade mount fins have not engaged slots in blade.	Rotate blade until the blade mount snaps down on the blade.
Handpiece exhibits excessive vibration and noise during operation.	Blade mount is indexed but has not snapped (recessed) into place.	Slightly rotate the blade mount until it snaps (recesses) into place.
Blade exhibits reduced cutting action under a light cutting load.	Normal wear of internal handpiece components.	Return for repair.
Sporadic electrical interference is experienced.	Electrical noise is present.	Turn off all electrical equipment not in use in the operating room. Relocate electrical equipment; increase spatial distance. Plug operating room equipment into different operating room outlets.

*This handpiece is not field repairable. In case of operating difficulties, return this handpiece to Stryker Instruments for repair. For more information, contact your Stryker sales representative or Customer Service at 1-800-253-3210. Outside the USA, contact your nearest Stryker subsidiary.

Specifications*

Model:	Micro Sagittal Saw REF 5400-34
Size:	5.3 in [135 mm] length 0.79 in [20 mm] diameter
Weight:	0.33 lbs [0.150 kg]
Speed:	25,000 CPM
Excursion:	5.0° arc
Approval:	CE 0197
Duty Cycle:	
Cycle Time:	20 seconds on/ 20 seconds off
Cycle Frequency:	4 times
Break Between Cycles:	30 minutes
Equipment Type:	Type BF Applied Part
Enclosure Protection:	IPXO Ordinary Equipment

Environmental Conditions:	**Operation**	**Storage and Transportation**
Temperature:	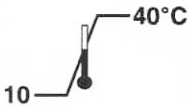	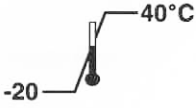
Relative Humidity:		
Atmospheric Pressure:	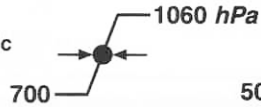	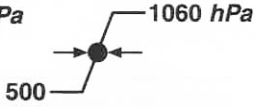

*Specifications listed are approximate and may vary slightly from unit to unit.

Euro. equiv. 5400-034-713 Rev-
Japanese equiv. 5400-034-720 Rev-
N. Euro. equiv. 5400-034-730 Rev-
Polish equiv. 5400-034-750 Rev-

stryker®
INSTRUMENTS
4100 E. Milham
Kalamazoo, Michigan
(USA) 49001
269-323-7700
1-800-253-3210

European Authorized Rep:
RA/QA Manager
Stryker France
ZAC Satolas Green Pusignan
Av. de Satolas Green
69881 MEYZIEU Cedex
France