USER MANUAL

PrimeAire® ARS Pressure Redistribution Mattress

From Hill-Rom



Product No. P492EA/P493EA/P494EA/P495EA/ P496EA/P497EA/P735EA/P3252EA/ P1436EA/P1437EA

USR137 REV 5

© 2007 by Hill-Rom Services, Inc. ALL RIGHTS RESERVED.

Manufactured for Hill-Rom by: Span-America Medical Systems, Inc.

Distributed by:
HILL-ROM COMPANY, INC.
4349 CORPORATE ROAD
CHARLESTON, SC 29405
UNITED STATES

Authorized European Union Representative:
HILL-ROM SAS
B.P. 14 - Z.I. DU TALHOUET
56330 PLUVIGNER
FRANCE
TEL: +33 (0)2 97 50 92 12

No part of this text shall be reproduced or transmitted in any form or by any means, electronic or mechanical, including photocopying, recording, or by any information or retrieval system without written permission from Hill-Rom Services, Inc. (Hill-Rom).

The information in this manual is confidential and may not be disclosed to third parties without the prior written consent of Hill-Rom.

Fifth Edition

First Printing 2005

Printed in the USA

Advanta™ is a trademark of Hill-Rom Services, Inc.

Air Reflex™ is a trademark of Hill-Rom Services, Inc.

CareAssist® is a registered trademark of Hill-Rom Services, Inc.

FlexAfoot™ is a trademark of Hill-Rom Services, Inc.

Geo-Matt® is a registered trademark of Span-America Medical Systems, Inc.

Hill-Rom® is a registered trademark of Hill-Rom Services, Inc.

Hytex Poly® is a trademark of Hill-Rom Services, Inc.

PrimeAire® is a registered trademark of Hill-Rom Services, Inc.

Velcro® is a registered trademark of Velcro Industries, BV (a Dutch corporation).

VersaCare® is a trademark of Hill-Rom Services, Inc.

The information contained in this manual is subject to change without notice. Hill-Rom makes no commitment to update or keep current, the information contained in this manual.

Hill-Rom reserves the right to make changes without notice in design, specifications, and models. The only warranty Hill-Rom makes is the express written warranty extended on the sale or rental of its products.

To order additional copies of this manual (USR137), refer to the back cover for contact information. For countries not listed on the back cover, contact your distributor.

NOTE:
The back cover is a comprehensive list of Technical Support contact information for Hill-Rom. The product discussed in this manual may not be available in all of the countries listed.

Revision	Pages Affected	Date
1		January 2005
2	All	June 2005
3	Cover through 10, 14, 15, and 17 through 19	April 2006
4	Cover, 3, 4, 7, 13, and 15	June 2006
5	All	January 2007

Table of Contents

Document Symbols 1
Intended Use 2
Introduction 3
Model Identification 4
Features 5
Ticking 5
Bed Mattress 5
Stretcher Mattress 5
Foam Topper 5
Perimeter Foam 6
Air Reflex™ System 6
Heel Zone 6
Install and Use the Mattress 7
Calibrate the Air Reflex™ System 8
Cleaning 10
General Cleaning 10
Steam Cleaning 10
Cleaning Hard to Clean Spots 11
Disinfecting 11
Maintenance 11
Replacement Parts 12
Service Calls 12
Troubleshooting 13
Mattress is Overly Soft or Overinflated 13
Mattress Has a Marked Depression 13
Product Symbols 13
Specifications 14
Standard Features 14
Regulations, Standards, and Codes 16
Safety Tips 17
Warranty 20

Document Symbols

This manual contains different typefaces and symbols to make the content easier to read and understand:

- Standard text—used for regular information.
- **Boldface text**—stresses a word or phrase.
- **NOTE:**—sets apart special information or important instruction clarification.
- WARNING or CAUTION:

  – A WARNING identifies situations or actions that may have an effect on patient or user safety. Ignoring a warning could cause patient or user injury.

  – A CAUTION points out special procedures or precautions that persons must obey to help prevent equipment damage.

- CAUGHT HAZARD WARNING:

- CHEMICAL HAZARD WARNING:

- ELECTRICAL SHOCK HAZARD WARNING:

Intended Use

The PrimeAire® ARS Pressure Redistribution Mattress for Hill-Rom® beds helps with the prevention and early treatment of stages I, II, and uncomplicated III and IV pressure ulcers in patients with multiple turning surfaces.

WARNING:

Unstabilized spinal cord injuries. Under normal circumstances, correct alignment on an air bladder system is easy to maintain. However, user error (such as the activation of Turn Assist, Rotation, Opti-Rest, or Percussion/Vibration functions, when available) or equipment malfunction (such as cushion deflation) could put correct alignment at risk. The choice of a therapeutic support for such conditions as an unstabilized spinal cord injury is based upon the medical judgment of professionals. Each case should be evaluated individually.

Introduction

The Air Reflex™ System (ARS) is not electric and uses individual interconnected air tubes and elasticized reservoirs. Air flows through the tubes and automatically adjusts to the patient's body.

The PrimeAire® ARS Pressure Redistribution Mattress has a top layer of foam, cut with a patented surface shape and a foam bolster shell which is tapered to contain the Heel Zone feature.

The mattress for Hill-Rom® stretchers can support a patient weight up to 700 lb (318 kg).

The mattress for Hill-Rom® beds can support a patient weight up to 500 lb (227 kg).

NOTE:
The CareAssist® Bed supports a patient weight up to 400 lb (181 kg). The CareAssist® ES Bed and the VersaCare® Bed support a patient weight up to 500 lb (227 kg). For all other bed frames, refer to the manufacturer's documentation for the patient weight limit.

The mattress is compatible with most bed exit systems from Hill-Rom.

NOTE:
P3252EA model only—The mattress is **not** for use on a VersaCare® Bed with the "A" model bed exit alarm system.

NOTE:
P735EA model only—The tape switch-based bed exit alarm system for the CareAssist® Bed is for use with a patient weight of 125 lb to 400 lb (57 kg to 181 kg).

NOTE:
Advanta™ Bed with the Patient Position Monitor (PPM) only—The performance of the PPM is reduced when it is used with patients who weigh less than 144 lb (65 kg) and it is set to any mode except Out of Bed mode.

Model Identification

Model Number	Description
P492EA	36.25" x 80" (92.08 cm x 203 cm) model for use with an applicable flat deck bed from Hill-Rom
P493EA	36.25" x 84" (92.08 cm x 213 cm) model for use with an applicable flat deck bed from Hill-Rom
P494EA	32" x 79" (81 cm x 201 cm) model for use with an applicable flat deck bed
P495EA	35" x 80" (89 cm x 203 cm) model for use with an applicable flat deck bed
P496EA	35" x 84" (89 cm x 213 cm) model for use with an applicable flat deck bed
P497EA	39" x 80" (94 cm x 203 cm) model for use with an applicable flat deck bed
P735EA	35" x 80" (89 cm x 203 cm) model for use with a CareAssist® Bed
P3252EA	35.5" x 86.4" (90.2 cm x 219.5 cm) model for use with a VersaCare® Bed
P1436EA	26" x 75" (66 cm x 191 cm) model for use with a 26" (66 cm) wide Hill-Rom® Stretcher
P1437EA	30" x 75" (76 cm x 191 cm) model for use with a 30" (76 cm) wide Hill-Rom® Stretcher

Features

Ticking

Bed Mattress

The Hytex Poly® Top Ticking is pliable, soft, radiolucent, and flame-resistant. The top ticking is made of vapor-barrier material with a very low moisture vapor transmission rate. The ticking's bi-directional stretch helps with patient comfort.

On the **P492EA/P493EA/P494EA/P495EA/P496EA/P497EA/P735EA** model, the bottom ticking is made of durable anti-skid vinyl and has a zipper that goes around 360° of the mattress.

On the **P3252EA** model, the bottom ticking is made of durable urethane-coated fabric. The P3252EA model has a zipper that goes around 270° of the mattress.

Stretcher Mattress

The top and bottom ticking is made of durable urethane-coated fabric. The ticking has a zipper that goes around 360° of the mattress.

Foam Topper

The Geo-Matt®[1] foam topper has more than 800 individually responsive cells and distinct head, torso, calf, and heel zones. The thickness of the topper helps protect the ARS from puncture.

1. Geo-Matt® is a registered trademark of Span-America Medical Systems, Inc.

Perimeter Foam

The Dual Foam Perimeter Bolster is a two part bolster system that supplies a firm edge for patient safety during egress, ingress, and while seated on the edge. The bolster system also helps keep the patient in the center of the mattress when the patient is in the supine position.

Air Reflex™ System

The ARS is a system of interconnected support tubes with elastic reservoirs to distribute pressure. The ARS is made of a durable, welded nylon material. To permit calibration, the ARS is easily accessible through access ports.

Heel Zone

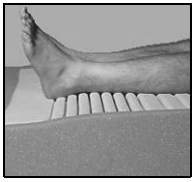

The subtle taper of the heel zone redistributes the weight from the patient's heels to the more weight-tolerant calves. The raised calf area further redistributes the weight from the patient's heels.

Install and Use the Mattress

1. Make sure the bed or stretcher frame is applicable for use with the mattress:
   - To install the **P492EA/P493EA** model, make sure the bed frame from Hill-Rom accommodates a 36.25" (92.08 cm) width mattress (refer to the product recommendations from Hill-Rom).
   - To install the **P494EA** model, make sure the bed frame accommodates a 32" (81 cm) width mattress (refer to the bed frame manufacturer's recommendations).
   - To install the **P495EA/P496EA** model, make sure the bed frame accommodates a 35" (89 cm) width mattress (refer to the bed frame manufacturer's recommendations).
   - To install the **P497EA** model, make sure the bed frame accommodates a 39" (94 cm) width mattress (refer to the bed frame manufacturer's recommendations).
   - To install the **P735EA** model, refer to the mattress installation instructions in the *CareAssist® Bed Service Manual* (MAN330).
   - To install the **P3252EA** model, refer to the foam surface installation instructions in the *VersaCare® Bed User Manual* (USR119)
   - To install the **P1436EA** model, make sure the stretcher frame accommodates a 26" (66 cm) width mattress (refer to the stretcher frame manufacturer's recommendations).
   - To install the **P1437EA** model, make sure the stretcher frame accommodates a 30" (76 cm) width mattress (refer to the stretcher frame manufacturer's recommendations).
2. Turn the mattress so the Heel Zone label is up at the foot end of the bed or stretcher.
3. Put the mattress on the bed or stretcher.
4. Put linens on the mattress as applicable.
5. Put the patient in position on the mattress:
   a. Make sure the patient's heels are within the heel zone and the lower legs are over the calf support region.

b. Make sure the patient is centered on the mattress so his or her body aligns correctly within the perimeter foam.

c. With a **P3252EA** model, if the bed has the FlexAfoot™ Retractable Foot Mechanism, set the heel section for the patient's height.

6. If one of these occurs **after** the unit is first installed for use, calibrate the mattress (see "Calibrate the Air Reflex™ System" on page 8):

- The mattress is moved to a new location for use that changes in altitude by 300' (91.4 m) or more.
- The mattress has a marked depression.
- The mattress is overly soft or hard.

Calibrate the Air Reflex™ System

1. Make sure the patient is off the mattress.
2. Prepare the pump:

   a. Remove the nozzle tip from the pump handle.



   b. Install the nozzle tip at the end of the pump.

   c. Put the nozzle that shows **IN Inflate** on the nozzle tip.

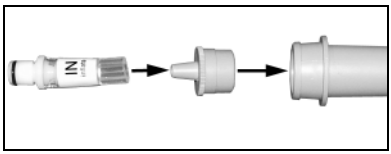

3. Add air to the mattress:

   a. Open the mattress zipper, and pull the cover back.

   b. Put the nozzle into the inflation port until it clicks.

   c. Pump in at least **four** strokes of air.

d. Push the silver thumb release, and disconnect the pump from the inflation port.

NOTE:
There are two inflation ports: one white and one black port; or one blue and one black port. You must complete steps 3b through 3d for both ports.

WARNING:

Failure to complete the ARS calibration process after inflation could cause an overinflated mattress. Patient injury or equipment damage could occur.

4. Complete the calibration process:

NOTE:
If one of your inflation ports is blue, use a blue **OUT Auto-Adjust** valve on both of the inflation ports.

a. Put the white end of the **OUT Auto-Adjust** valve into the inflation port until it clicks. Air will automatically escape to the correct setting.

NOTE:
If no air escapes, the mattress is not pressurized enough. Repeat step 3 until air escapes during calibration.

b. When you no longer feel the air escape, remove the auto adjust valve from the inflation port.

c. Repeat steps a and b on the second inflation port.

d. Close the mattress zipper.

Cleaning

WARNING:

Follow the product manufacturer's instructions. Failure to do so could cause personal injury or equipment damage.

WARNING:

Clean the mattress in accordance with facility protocols and applicable government regulations for blood borne pathogens. Failure to do so could cause patient injury, personal injury, or equipment damage.

CAUTION:

Do not expose the mattress to excessive moisture. Personal injury or equipment damage could occur.

CAUTION:

Do not use harsh cleansers, solvents, or detergents. Equipment damage could occur.

General Cleaning

We recommend that you clean the mattress with detergent and warm water. Do not use excessive liquid or harsh cleansers.

To clean and disinfect the mattress, do as follows:

1. Use a soft cloth or paper towel dampened with soapy water to wipe away any visible soil from the mattress.
2. Disinfect the mattress (see "Disinfecting" on page 11).
3. Let the mattress air dry.

Steam Cleaning

Do not use any steam cleaning device on the mattress. Excessive moisture and heat can damage this mattress.

Cleaning Hard to Clean Spots

To remove difficult spots or stains, we recommend that you use standard facility-approved disinfectants and cleansers and a soft bristle brush. To loosen heavy, dried-on soil, you may first need to saturate the spot.

Disinfecting

When there is visible soilage and also between patient use, we recommend that you disinfect the mattress with an EPA registered (US only), tuberculocidal, disinfectant.

Dilute the disinfectant as specified on the manufacturer's label.

Maintenance

WARNING:

Only facility-authorized persons should service the PrimeAire® ARS Pressure Redistribution Mattress. Service by unauthorized persons could cause personal injury or equipment damage.

WARNING:

Do **not** use a mattress with a damaged cover. Patient injury or equipment damage could occur.

WARNING:

Examine and disinfect the mattress between patient use. Failure to do so could cause patient injury.

Occasional maintenance is necessary for the mattress:

1. Regularly examine the cover for cuts, rips, cracks, or tears. Replace as necessary. Do **not** use a mattress with a damaged cover.
2. To help prevent cross-contamination, examine and disinfect the mattress between patient use (see “Disinfecting” on page 11).
3. To help make sure the mattress performs as intended, examine and calibrate the mattress every 6 months (see “Calibrate the Air Reflex™ System” on page 8).

Replacement Parts

Part Number	Quantity	Description
129418	1	Replacement top ticking, 80" (P492A only)
129419	1	Replacement top ticking, 84" (P493A only)
138073	1	Ticking, 32"x 79" top replacement (P494A only)
138074	1	Ticking, 35"x 80" top replacement (P495A only)
138075	1	Ticking, 35"x 84" top replacement (P496A only)
135965	1	Ticking replacement (P3252EA only)
138072	1	Replacement top ticking (P735EA only)
P498B	1	Service kit, mattress inflation (includes hand-operated air pump, air pump inlet valves, outlet pressure adjustment valves, and instruction label)
129640	1	Kit, siderail warning (includes five siderail warning labels and instructions) (P492A/P493A only)
143233	1	Ticking (P1436)
143236	1	Ticking (P1437)

Service Calls

When you call Hill-Rom about your mattress, be prepared to give the serial number or date of manufacture from the product identification label at the foot end of the mattress.

Troubleshooting

WARNING:

Only facility-authorized persons should service the PrimeAire® ARS Pressure Redistribution Mattress. Service by unauthorized persons could cause personal injury or equipment damage.

Mattress is Overly Soft or Overinflated

Calibrate the ARS (see “Calibrate the Air Reflex™ System” on page 8).

Mattress Has a Marked Depression

Calibrate the ARS (see “Calibrate the Air Reflex™ System” on page 8).

Product Symbols

Symbol	Definition
	Foot end—identifies the foot end of the mattress **(P492EA, P493EA, P494EA, P495EA, P496EA, P497EA, and P3252EA models only)**
	Foot end—identifies the foot end of the mattress (**P735EA, P1436EA, and P1437EA models only**)
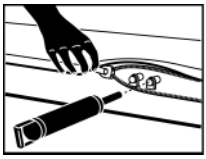	Inflation ports—shows the location of the inflation ports (**P735EA model only**)

Specifications

Standard Features

P492EA/P493EA Model
(for Applicable Flat Deck Beds from Hill-Rom only)

Feature	Dimension
Length	80" or 84" ± 1" (203 cm or 213 cm ± 25 mm)
Width	36.25" ± 0.5" (92.08 cm ± 13 mm)
Height	7.5" ± 0.375" (19.1 cm ± 9.53 mm)
Weight	28.5 lb (12.9 kg)

P494EA Model (for Applicable Flat Deck Beds only)

Feature	Dimension
Length	79" ± 1" (201 cm ± 25 mm)
Width	32" ± 0.5" (81 cm ± 13 mm)
Height	7.5" ± 0.375" (19.1 cm ± 9.53 mm)
Weight	28.5 lb (12.9 kg)

P495EA/P496EA Model (for Applicable Flat Deck Beds only)

Feature	Dimension
Length	80" or 84" ± 1" (203 cm or 213 cm ± 25 mm)
Width	35" ± 0.5" (89 cm ± 13 mm)
Height	7.5" ± 0.375" (19.1 cm ± 9.53 mm)
Weight	28.5 lb (12.9 kg)

P497EA Model (for Applicable Flat Deck Beds only)

Feature	Dimension
Length	80" ± 1" (203 cm)
Width	39" ± 0.5" (94 cm ± 13 mm)
Height	7.5" ± 0.375" (19.1 cm ± 9.53 mm)
Weight	28.5 lb (12.9 kg)

P735EA Model (for CareAssist® Beds only)

Feature	Dimension
Length	80" ± 1" (203 cm ± 25 mm)
Width	35" ± 0.5" (89 cm ± 13 mm)
Height	7.0" ± 0.25" (17.8 cm ± 6.4 mm)
Weight	22.8 lb (10.3 kg)

P3252EA Model (for VersaCare® Beds only)

Feature	Dimension
Length	86.4" ± 1" (219.5 cm ± 25 mm)
Width	35.5" ± 0.5" (90.2 cm ± 13 mm)
Height	8.0" ± 0.375" (20.3 cm ± 9.53 mm)
Weight	23.0 lb (10.4 kg)

P1436EA Model (for Applicable Stretchers only)

Feature	Dimension
Length	75" ± 1.0" (191 cm ± 25.4 mm)
Width	26" ± 0.50" (66 cm ± 12.7 mm)
Height	5.0" ± 0.50" (12.7 cm ± 12.7 mm)
Weight	14.5 lb (6.6 kg)

P1437EA Model (for Applicable Stretchers only)

Feature	Dimension
Length	75" ± 1.0" (191 cm ± 25.4 mm)
Width	30" ± 0.50" (76 cm ± 12.7 mm)
Height	5.0" ± 0.50" (12.7 cm ± 12.7 mm)
Weight	16.0 lb (7.3 kg)

Regulations, Standards, and Codes

The PrimeAire® ARS Pressure Redistribution Mattress may be covered by one or more of these US patents: 5,649,331; 5,652,985; 6,223,369; 5,797,155; 6,036,271; 6,499,167; 5,692,256; 5,682,631; 5,745,937; and/or 5,802,646.

The PrimeAire® ARS Pressure Redistribution Mattress conforms to these specifications:

- California Technical Bulletin 129 (CAL 129)
- California Technical Bulletin 117 (CAL 117)
- California Technical Bulletin 603 (CAL 603)
- Boston Fire Department (BFD) IX-11
- 16-CFR1632
- 16-CFR1633 (P1436EA and P1437EA models only)
- CAN/CGSB 4.2 NO. 27.7-M89
- EN 597-1 (P735EA and P3252EA models only)
- EN 597-2 (P735EA and P3252EA models only)

Safety Tips

WARNING:

Unstabilized spinal cord injuries. Under normal circumstances, correct alignment on an air bladder system is easy to maintain. However, user error (such as the activation of Turn Assist, Rotation, Opti-Rest, or Percussion/Vibration functions, when available) or equipment malfunction (such as cushion deflation) could put correct alignment at risk. The choice of a therapeutic support for such conditions as an unstabilized spinal cord injury is based upon the medical judgment of professionals. Each case should be evaluated individually.

WARNING:

Overlays reduce the effective height of the siderails. When you use an overlay, evaluate the patient for risk of falls. Failure to do so could cause patient injury.

WARNING:

Evaluate patients for entrapment risk according to facility protocol, and monitor patients appropriately.

WARNING:

Evaluate patients for entrapment risk according to facility protocol, and monitor patients appropriately. Ensure that all siderails are fully latched when in the raised position. Failure to do either of these could cause serious injury or death.

NOTE:
Siderails are intended to be a reminder to the patient of the mattress's edges, not a patient-restraining device. When appropriate, Hill-Rom recommends that medical personnel determine the proper methods necessary to ensure a patient remains safely in bed.

WARNING:

Calibrate the mattress as necessary. Failure to do so could cause patient injury or equipment damage.

WARNING:

Follow the product manufacturer's instructions. Failure to do so could cause personal injury or equipment damage.

WARNING:

Clean the mattress in accordance with facility protocols and applicable government regulations for blood borne pathogens. Failure to do so could cause patient injury, personal injury, or equipment damage.

WARNING:

Only facility-authorized persons should service the PrimeAire® ARS Pressure Redistribution Mattress. Service by unauthorized persons could cause personal injury or equipment damage.

WARNING:

Do **not** use a mattress with a damaged cover. Patient injury or equipment damage could occur.

WARNING:

Examine and disinfect the mattress between patient use. Failure to do so could cause patient injury.

WARNING:

P735EA model only—Do not use mattresses, mattress overlays, mattress replacements, or speciality mattress products that have not been specifically designed and tested for use with the CareAssist® Bed. Patient injury could occur.

WARNING:

P3252EA model only—Do not use mattresses, mattress overlays, mattress replacements, or speciality mattress products that have not been specifically designed and tested for use with the VersaCare® Bed. Patient injury could occur.

WARNING:

The mattress cover should be periodically examined to make sure there are no holes or tears that expose the ticking. Bio-contamination can occur and result in personal injury.

WARNING:

Failure to complete the ARS calibration process after inflation could cause an overinflated mattress. Patient injury or equipment damage could occur.

CAUTION:

Do not use harsh cleansers, solvents, or detergents. Equipment damage could occur.

CAUTION:

Do not expose the mattress to excessive moisture. Equipment damage could occur.

Warranty

HILL-ROM COMPANY, INC.
PrimeAire® ARS Pressure Relief Mattress
LIMITED WARRANTY

Hill-Rom Company, Inc. (Hill-Rom) has a long tradition of providing superior products and services to our customers. Our goal is "Total Customer Satisfaction." In that spirit, Hill-Rom is proud to offer the following warranty.

SPECIFIC WARRANTY

This warranty applies only to defects in workmanship and materials and only to damages arising from normal hospital usage on a non-prorated basis for a period of five (5) years from the date of original purchase. Any damages that arise from abnormal use such as those caused by improper handling, cleaning, or negligent use are excluded from this warranty. Hill-Rom's obligation under this warranty is expressly limited to supplying replacement parts or replacing, at its option, any mattress which is, in the sole discretion of Hill-Rom, found to be defective. No returns, allowances, credits, discounts, charge backs, or other deductions will be made without Hill-Rom's prior written authorization. This warranty cannot be modified by any employee or representative of Hill-Rom or any agent thereof except in writing signed by an officer of Hill-Rom. Shipping and handling charge incurred in connection with this warranty during the first year will be paid by Hill-Rom, but thereafter are the purchaser's sole responsibility.

The purchaser is hereby advised that some fabric will stretch and all foam will lose some of its resiliency during its life. This is normal and is not included in this or any other warranty applicable to this product. This warranty is void if the manufacturer's tag is removed.

TO OBTAIN PARTS AND SERVICE

In the United States, call Hill-Rom Technical Support Department at (800) 445-3720, Monday through Friday. In Canada, call Hill-Rom Technical Support Department at (800) 267-2337, Monday through Friday. Outside the United States and Canada, call your authorized Hill-Rom Distributor. In order to expedite service, we request you furnish the following information: customer identification number, product model number, serial number, and description of problem. A qualified specialist will provide, via telephone (United States and Canada), or FAX (Outside of United States and Canada), troubleshooting assistance for facility personnel and provide necessary parts to make repairs.

OUT OF WARRANTY EXCHANGE POLICY

After the expiration of the original warranty, upon request, Hill-Rom will ship replacement components. Please call Hill-Rom Technical Support Department for current pricing.

PARTS AVAILABLITY POLICY

Hill-Rom will offer parts for the PrimeAire® ARS Pressure Relief Mattress for ten (10) years from date of sale.

Note: Some original component parts and assemblies may not be available; functional equivalents may be substituted.

THE FOREGOING WARRANTY IS EXCLUSIVE AND IN LIEU OF ALL OTHER EXPRESS WARRANTIES AND IMPLIED WARRANTIES, INCLUDING BUT NOT LIMITED TO, THE IMPLIED WARRANTIES OF MERCHANTABILITY AND FITNESS OF PURPOSE. HILL-ROM'S OBLIGATION UNDER THESE WARRANTIES SHALL NOT INCLUDE ANY LIABILITY FOR LOSS OF PROFITS, DIRECT, INDIRECT OR CONSEQUENTIAL DAMAGES OR DELAYS. Some states, provinces, or countries do not allow the exclusion or limitation of incidental or consequential damages, so the above exclusion or limitation may not apply. These warranties provide specific legal rights; but, there may be other available rights, which vary from state to state, province to province, or country to country.

Revised December 7, 2004 135674 REV 1

Hill-Rom Company, Inc., 1069 State Route 46 E, Batesville, IN 47006-9167

Hill-Rom®

Global Headquarters US
Hill-Rom Company, Inc.
1069 State Route 46 E
Batesville, IN 47006-9167
Tel: 800-445-3720
www.hill-rom.com

US Rental Therapy
Hill-Rom Company, Inc.
Tel: 800-638-2546

St. Paul, MN
Hill-Rom Company, Inc.
Tel: 651-490-1648 or
800-426-4224
www.thevest.com

International
Hill-Rom Company, Inc.
International Department
Tel: +1 (0)812 934 8173
Fax: +1 (0)812 934 7191
www.hill-rom.com
international@hill-rom.com

Australia
Hill-Rom Australia Pty. Ltd.
Tel: +61 (0)2 8814 3000
Fax: +61 (0)2 8814 3030

Belgique/België
Hill-Rom Medical Services BV
Tel: +31 (0)347 / 32 35 32
Fax: +31 (0)347 / 32 35 00

Canada
Hill-Rom Canada
Tel: 800-267-2337

中国
Hill-Rom Shanghai
Tel: +86 (0)21 5396 6933
Fax: +86 (0)21 5383 3136

Deutschland
Hill-Rom GmbH
Tel: +49 (0)211 16450 0
Fax: +49 (0)211 16450 182

España
Hill-Rom Iberia S.L.
Tel: +34 (0)93 685 6009
Fax: +34 (0)93 666 5570

France
Hill-Rom SAS
Tel: +33 (0)2 97 50 92 12
Service: +33 (0)820 01 23 45
Fax: +33 (0)2 97 50 92 00

香港 Hong Kong
Hill-Rom Asia Ltd.
Tel: +852 (0)2297-2395
Fax: +852 (0)2297-0090

Ireland
Hill-Rom Ltd.
Tel: +353 (0)1 413 6005
Fax: +353 (0)1 413 6030
dublin.sales@hill-rom.com

Italia
Hill-Rom S.p.A.
Tel: +39 (0)02 / 950541
Fax: +39 (0)02 / 95328578

日本
Hill-Rom Japan
Tel: +81 (0)3 5715 3420
Fax: +81 (0)3 5715 3425

대한민국
c/o Hill-Rom Japan
Tel: +81 (0)3 5715 3420
Fax: +81 (0)3 5715 3425

Nederland
Hill-Rom Medical Services BV
Tel: +31 (0)347 / 32 35 32
Fax: +31 (0)347 / 32 35 00

New Zealand
c/o Hill-Rom Australia Pty. Ltd.
Tel: 61 (0)2 8814 3000
Fax: 61 (0)2 8814 3030

Nordic Region:
Sverige, Denmark, Norge
Hill-Rom AB
Tel: +46 (0)8 564 353 60
Fax: +46 (0)8 564 353 61
se.marketing@hill-rom.com

Österreich
Hill-Rom Austria GmbH
Tel: +43 (0)2243 / 28550
Fax: +43 (0)2243 / 28550-19
austria@hill-rom.com

Portugal
Hill-Rom Iberia S.L.
Tel: +34 (0)93 685 6009
Fax: +34 (0)93 666 5570

South East Asia
Hill-Rom Singapore
Tel: +65 (0)6391 1322
Fax: +65 (0)6391 1324

Suisse/Schweiz
Hill-Rom SA
Tel: +41 (0)21 / 706 21 30
Fax: +41 (0)21 / 706 21 33
hrch.info@hill-rom

United Kingdom
Hill-Rom Ltd.
Tel: +44 (0)1530 411000
Fax: +44 (0)1530 411555